

# SMART™ Stander



Low-weight, robust  
stander for stability  
and ease of use.

# SMART™ Stander

The SMART™ Standing Frame combines the advantages of low weight, ease of use, robust design and stability. Due to its simplicity, therapy and care becomes much more comfortable for the caregiver and family.

SMART™ gives the user a sense of safety and great freedom of movement within the upper limbs. The device has a positive impact on their development and makes it easier to overcome mobility limitations.

The standing frame uses the innovative UPRIGHT PRO™ system – consisting of chest and pelvic braces with a very wide range of adjustment that enables users to adopt the optimum position.

The device is equipped with four braked swivel castors with brake that allow to move the user indoors or outdoors on flat surfaces. Available in 8 sizes for both children and adults.

## It is recommended those with:

- Cerebral palsy
- Brain and spinal cord injuries with lower limb paralysis or weakness
- Balance and motor coordination conditions
- Demyelinating disease (e.g. multiple sclerosis – SM)
- Meningocele
- Muscles diseases with weakness and paralysis (dystrophy, myasthenia gravis, myositis)
- Degeneration and neurological diseases
- Muscle weakness, paralysis and musculoskeletal conditions
- After head and spinal cord injuries and spine trauma with paralysis and paresis



## Stable Structure

The product ensures adequate stability and safety for the user



## Easy to use

Intuitive way of adjustment and easy assembly

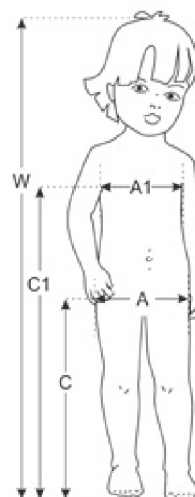
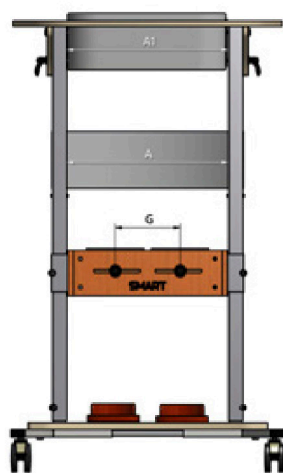
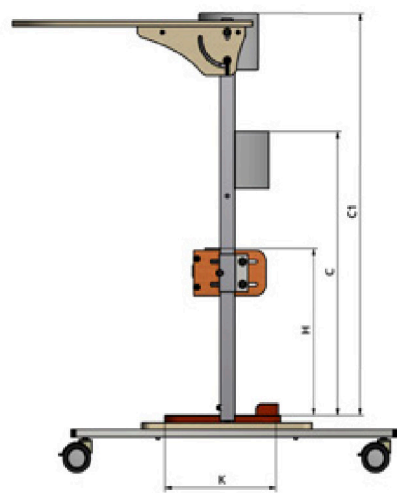


## 24 months warranty

We offer 24 months warranty on the product and also provide an after sales service







4 Colour options



Symbol	Measurement	Unit	Size							
			0a	1	1a	2	2a	3	3a	4
W	Indicative user height**	[cm]	50 – 70	70 – 100	70 – 100	90 – 130	90 – 130	110 – 170	110 – 170	140 – 200
A	Pelvic support width	[cm]	22	22	28	28	37	37	44	44
C	Pelvic support height	[cm]	18 – 44	24 – 68	24 – 68	28 – 86	28 – 86	30 – 107	30 – 107	33 – 129
A <sub>1</sub>	Chest support width	[cm]	20	20	26	26	35	35	42	42
C <sub>1</sub>	Chest support height	[cm]	41 – 56	56 – 76	56 – 76	71 – 98	71 – 98	86 – 121	86 – 121	106 – 145
	Pelvic belt perimeter	[cm]	49 – 61	49 – 61	61 – 80	61 – 80	80 – 105	80 – 105	101 – 124	101 – 124
	Chest belt perimeter	[cm]	50 – 64	50 – 64	64 – 76	64 – 76	80 – 105	80 – 105	95 – 125	95 – 125
G	Knee supports width	[cm]	8 – 10,5	8 – 10,5	11 – 14	11 – 14	14 – 20	14 – 20	16,5 – 25	16,5 – 25
H	Knee supports height	[cm]	11 – 35	11 – 55	12 – 57	13 – 72	14 – 78	14 – 88	14 – 96	14 – 98
K	Footer length	[cm]	17	17	20	20	24	24	30	30
	Max. user weight	[kg]	35	35	55	55	75	75	95	95

**Note:** Measurement tolerance range is +/- 1 cm / ½ in.

\*Knee supports height depends on tray height.

\*\*This measurement cannot be the main parameter while choosing the product size.

Weight and dimensions			0a	1	1a	2	2a	3	3a	4
	Width	[cm]	50	50	60	60	70	70	78	78
	Length	[cm]	63	63	70	70	87	87	91	91
	Height	[cm]	55	70	70	75	75	92	92	110
	Weight	[kg]	10	10	12	13	19,8	20	24,4	26

**Note:** Measurement tolerance range is +/- 1 cm / ½ in.

**Note:** Approximate values, depending on the product configuration.

## Multiple Accessories available



More accessories available online